

# GOVT. DR. W.W. PATANKAR GIRLS' PG COLLEGE, DURG (C.G.)

STUDENT SATISFACTION SURVEY (All questions should be compulsorily attempted.)

\* Indicates required question

---

1. Email \*

---

2. 1. How much of the syllabus was covered in the class? \*

*Mark only one oval.*

- 85 to 100%
- 70 to 84%
- 55 to 69%
- 30 to 54%
- Below 30%

3. 2. How well did the teachers prepare for the classes? \*

*Mark only one oval.*

- Thoroughly
- Satisfactorily
- Poorly
- Indifferently
- Won't teach at all

4. 3. How well were the teachers able to communicate? \*

*Mark only one oval.*

- Always effective
- Sometimes effective
- Just satisfactorily
- Generally ineffective
- Very poor communication

5. 4. The teacher's approach to teaching can best be described as \*

*Mark only one oval.*

- Excellent
- Very good
- Good
- Fair
- Poor

6. 5. Fairness of the internal evaluation process by the teachers. \*

*Mark only one oval.*

- Always fair
- Usually fair
- Sometimes unfair
- Usually unfair
- Unfair

7. 6. Was your performance in assignments discussed with you? \*

*Mark only one oval.*

- Every time
- Usually
- Occasionally / Sometimes
- Rarely
- Never

8. 7. The institute takes active interest in promoting internship, student exchange, field visit opportunities for students. \*

*Mark only one oval.*

- Regularly
- Often
- Sometimes
- Rarely
- Never

9. 8. The teaching and mentoring process in your institution facilitates you in cognitive, social and emotional growth. \*

*Mark only one oval.*

- Significantly
- Very well
- Moderately
- Marginally
- Not at all

10. 9. The institution provides multiple opportunities to learn and grow. \*

*Mark only one oval.*

- Strongly agree
- Agree
- Neutral
- Disagree
- Strongly disagree

11. 10. Teachers inform you about your expected competencies, course outcomes and programme outcomes. \*

*Mark only one oval.*

- Every time
- Usually
- Occasionally / Sometimes
- Rarely
- Never

12. 11. Your mentor does a necessary follow-up with an assigned task to you. \*

*Mark only one oval.*

- Every time
- Usually
- Occasionally / Sometimes
- Rarely
- I don't have a mentor

13. 12. The teachers illustrate the concepts through examples and applications. \*

*Mark only one oval.*

- Every time
- Usually
- Occasionally / Sometimes
- Rarely
- Never

14. 13. The teachers identify your strengths and encourage you with providing right \*  
level of challenges.

*Mark only one oval.*

- Fully
- Reasonably
- Partially
- Slightly
- Unable to

15. 14. Teachers are able to identify your weaknesses and help you to overcome \*  
them.

*Mark only one oval.*

- Every time
- Usually
- Occasionally / Sometimes
- Rarely
- Never

16. 15. The institution makes effort to engage students in the monitoring, review and continuous quality improvement of the teaching learning process. \*

*Mark only one oval.*

- Strongly agree
- Agree
- Neutral
- Disagree
- Strongly disagree

17. 16. The institute/ teachers use student centric methods, such as experiential learning, participative learning and problem solving methodologies for enhancing learning experiences. \*

*Mark only one oval.*

- To a great extent
- Moderate
- Some what
- Very little
- Not at all

18. 17. Teachers encourage you to participate in extracurricular activities. \*

*Mark only one oval.*

- Strongly agree
- Agree
- Neutral
- Disagree
- Strongly disagree

19. 18. Efforts are made by the institute/ teachers to inculcate soft skills, life skills and employability skills to make you ready for the world of work. \*

*Mark only one oval.*

- To a great extent
- Moderate
- Some what
- Very little
- Not at all

20. 19. What percentage of teachers use ICT tools such as LCD projector, Multimedia, etc. while teaching. \*

*Mark only one oval.*

- Above 90%
- 70 – 89%
- 50 – 69%
- 30 – 49%
- Below 29%

21. 20. The overall quality of teaching-learning process in your institute is very good. \*

*Mark only one oval.*

- Strongly agree
- Agree
- Neutral
- Disagree
- Strongly disagree

22. 21. Give three observation / suggestions to improve the overall teaching – learning experience in your institution. \*

*Check all that apply.*

- Tutorial audios & videos
- Micro teaching
- PowerPoint presentations
- Typed learning material / notes
- Better internet connectivity
- Online classes
- In-Campus placement drive
- In-Campus training modules
- Diploma courses
- Certificate courses

23. A) Please confirm this is the first and only time you answer this survey. \*

*Check all that apply.*

- Yes
- No

24. B) Age: \*
- 

25. C) College Name: \*

*Check all that apply.*

- Govt. Dr. W. W. Patankar Girls' PG College, Durg (C.G.)
- Other

26. D) Gender: \*

*Check all that apply.*

- Female
- Male
- Transgender



27. E) What degree program are you pursuing now? \*

*Check all that apply.*

- Bachelor's
- Master's
- MPhil
- Doctorate
- Other

28. F) What subject area are you currently pursuing? \*

*Check all that apply.*

- Arts
- Commerce
- Science
- Home Science
- Computer Application

---

This content is neither created nor endorsed by Google.

Google Forms



































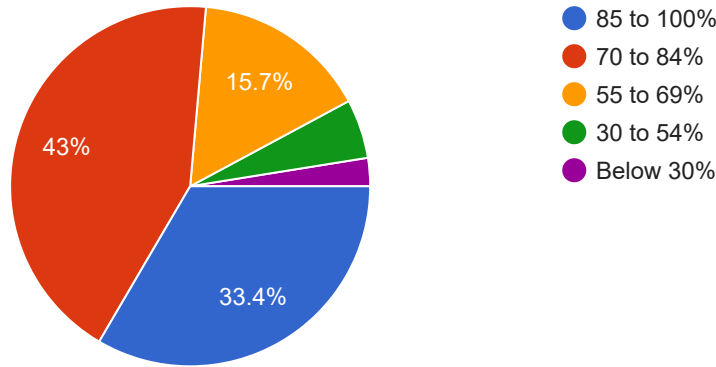
# GOVT. DR. W.W. PATANKAR GIRLS' PG COLLEGE, DURG (C.G.)

2,013 responses

1. How much of the syllabus was covered in the class?

 Copy

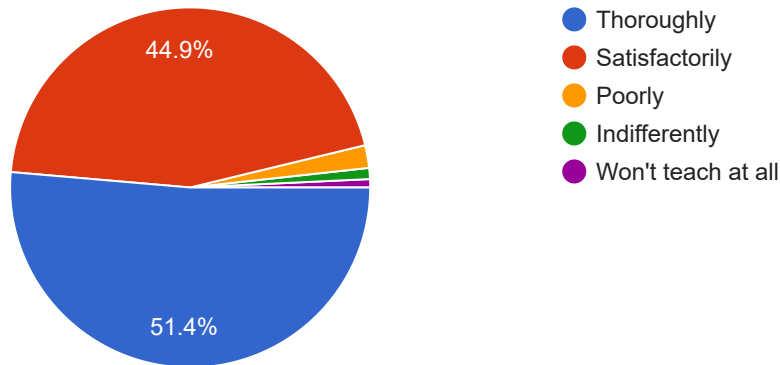
2,013 responses



2. How well did the teachers prepare for the classes?

 Copy

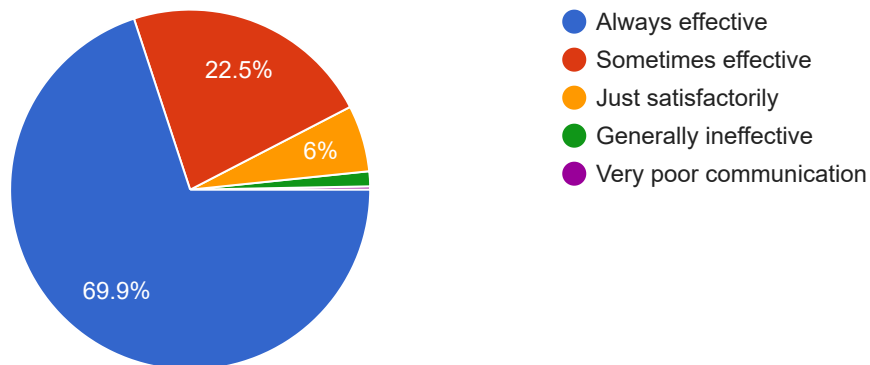
2,013 responses



3. How well were the teachers able to communicate?

 Copy

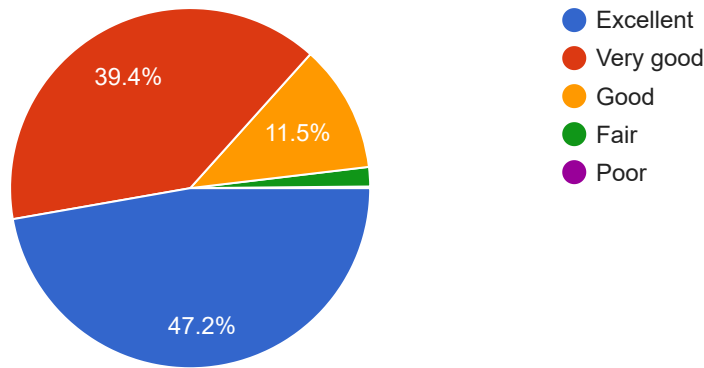
2,013 responses



#### 4. The teacher's approach to teaching can best be described as

 Copy

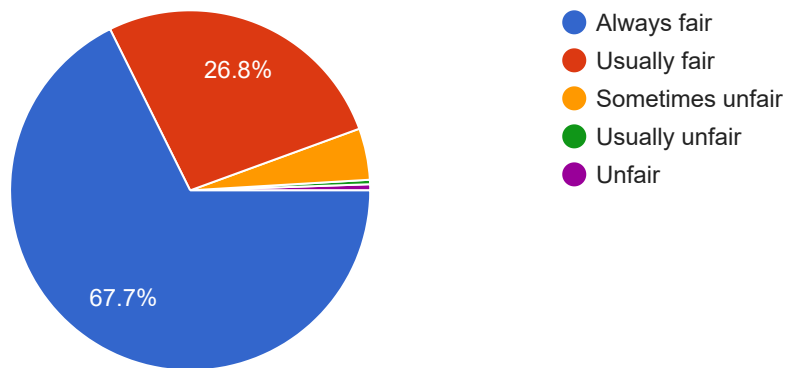
2,013 responses



#### 5. Fairness of the internal evaluation process by the teachers.

 Copy

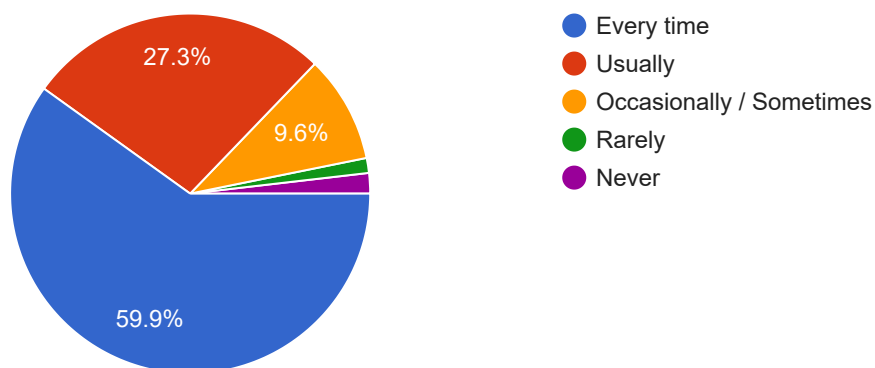
2,013 responses



#### 6. Was your performance in assignments discussed with you?

 Copy

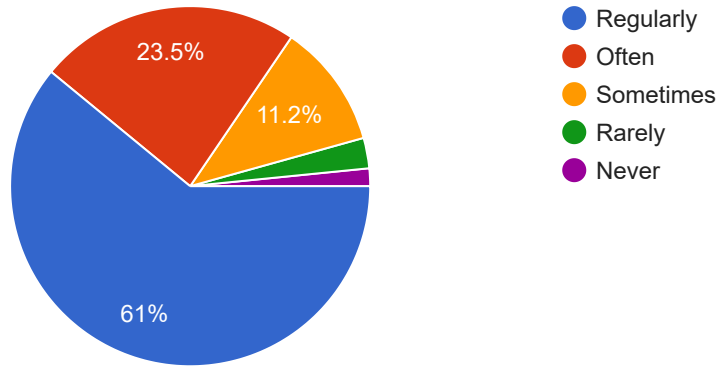
2,013 responses



7. The institute takes active interest in promoting internship, student exchange, field visit opportunities for students.

 Copy

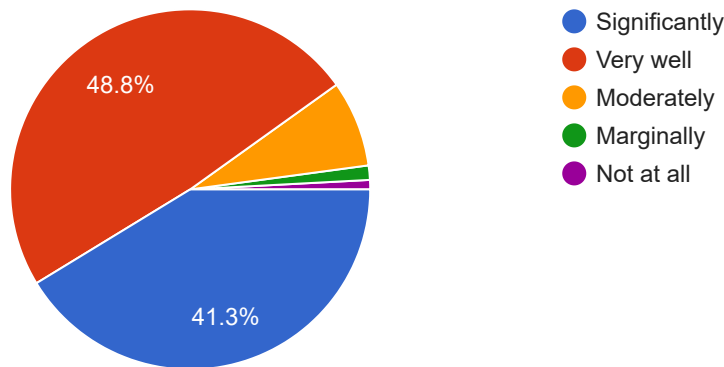
2,013 responses



8. The teaching and mentoring process in your institution facilitates you in cognitive, social and emotional growth.

 Copy

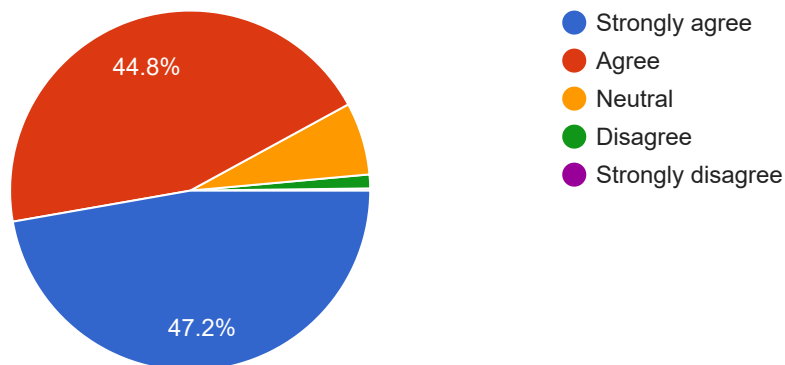
2,013 responses



9. The institution provides multiple opportunities to learn and grow.

 Copy

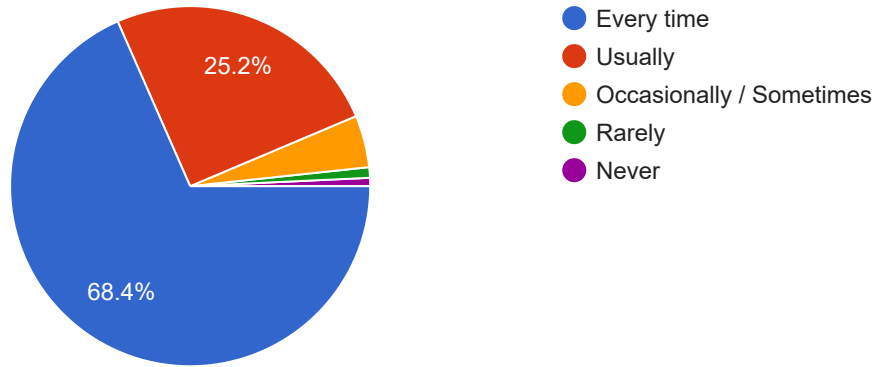
2,013 responses



10. Teachers inform you about your expected competencies, course outcomes and programme outcomes.

 Copy

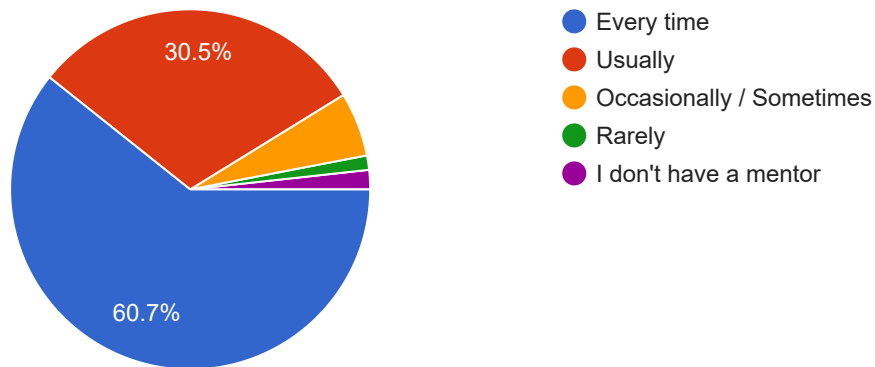
2,013 responses



11. Your mentor does a necessary follow-up with an assigned task to you.

 Copy

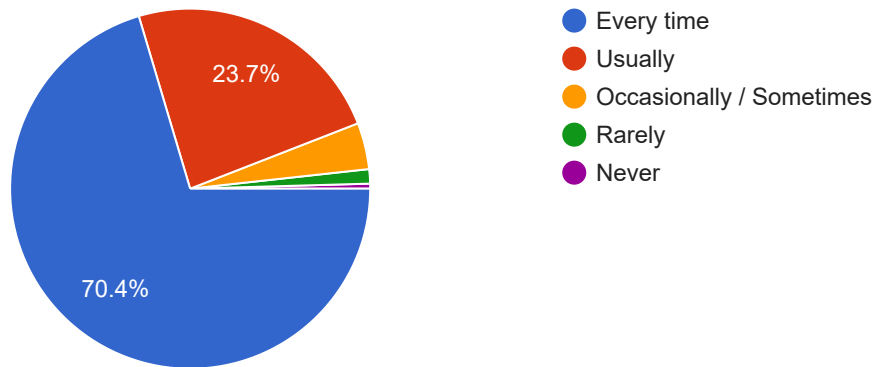
2,013 responses



12. The teachers illustrate the concepts through examples and applications.

 Copy

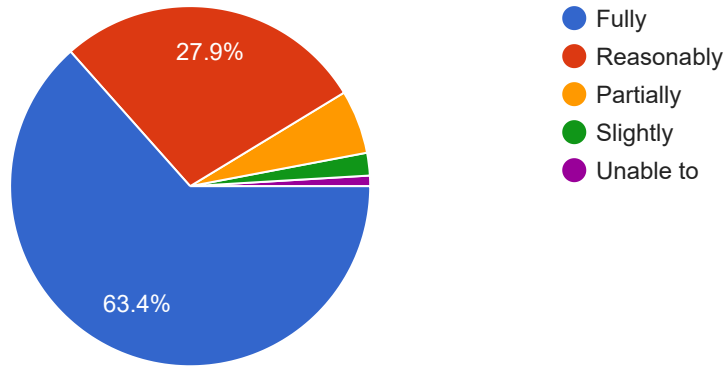
2,013 responses



13. The teachers identify your strengths and encourage you with providing right level of challenges.

 Copy

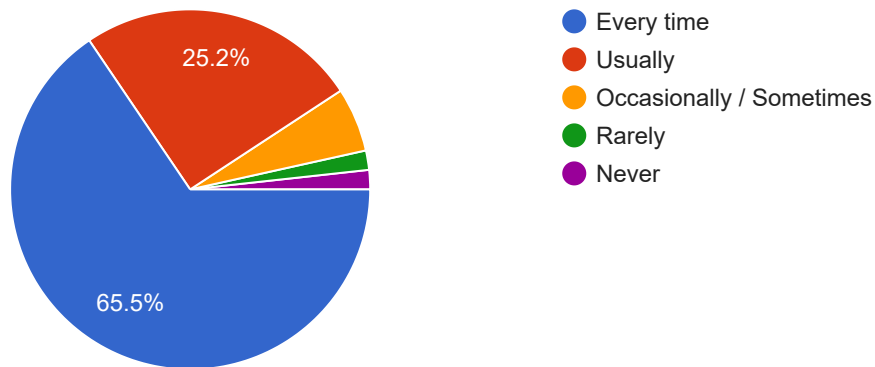
2,013 responses



14. Teachers are able to identify your weaknesses and help you to overcome them.

 Copy

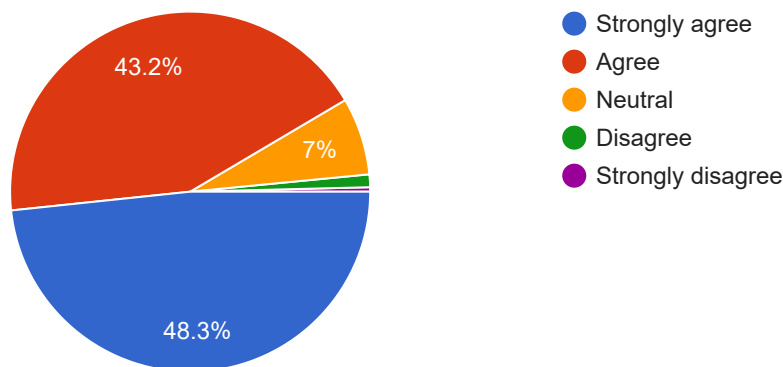
2,013 responses



15. The institution makes effort to engage students in the monitoring, review and continuous quality improvement of the teaching learning process.

 Copy

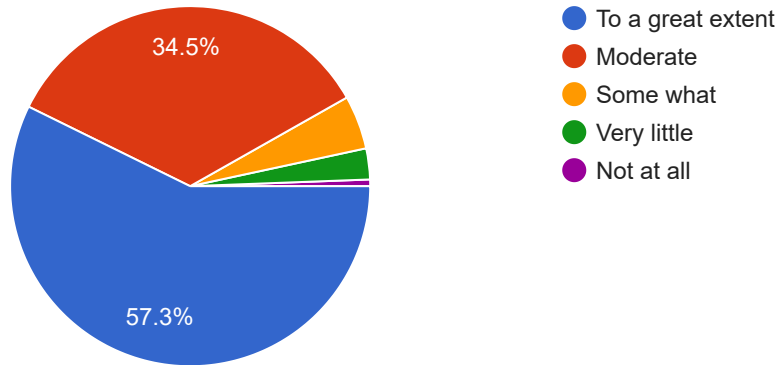
2,013 responses



16. The institute/ teachers use student centric methods, such as experiential learning, participative learning and problem solving methodologies for enhancing learning experiences.



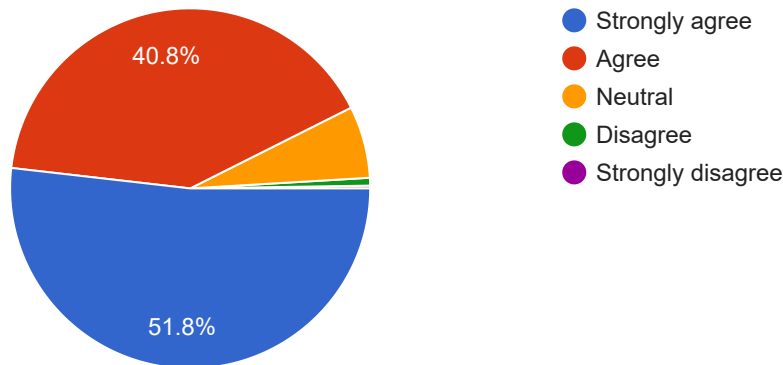
2,013 responses



17. Teachers encourage you to participate in extracurricular activities.



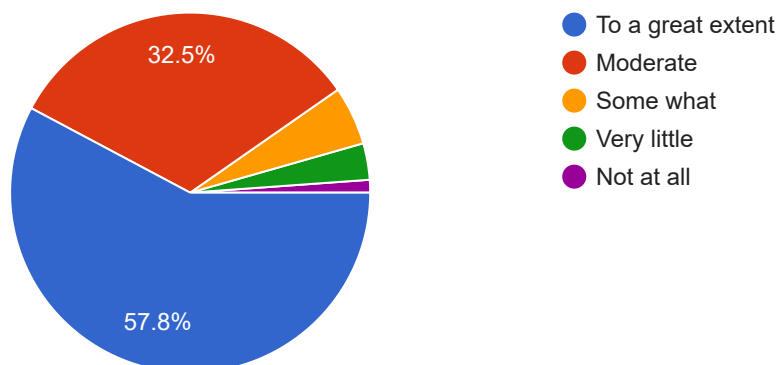
2,013 responses



18. Efforts are made by the institute/ teachers to inculcate soft skills, life skills and employability skills to make you ready for the world of work.



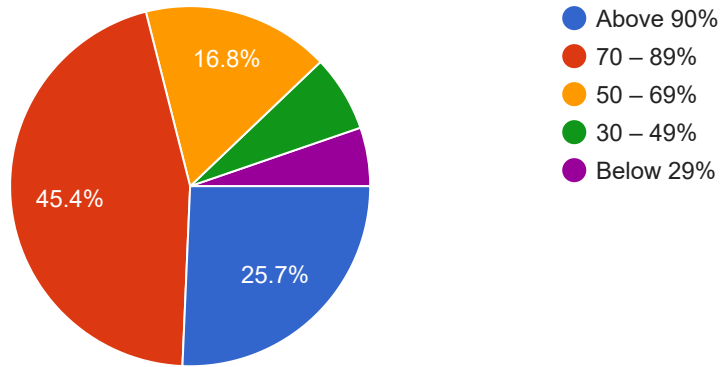
2,013 responses



19. What percentage of teachers use ICT tools such as LCD projector, Multimedia, etc. while teaching.



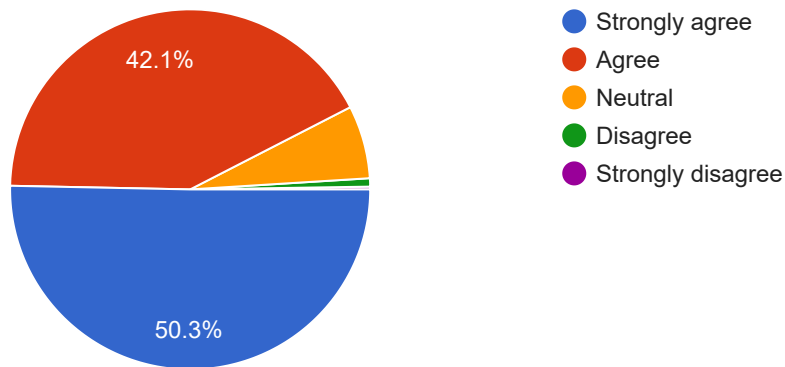
2,013 responses



20. The overall quality of teaching-learning process in your institute is very good.



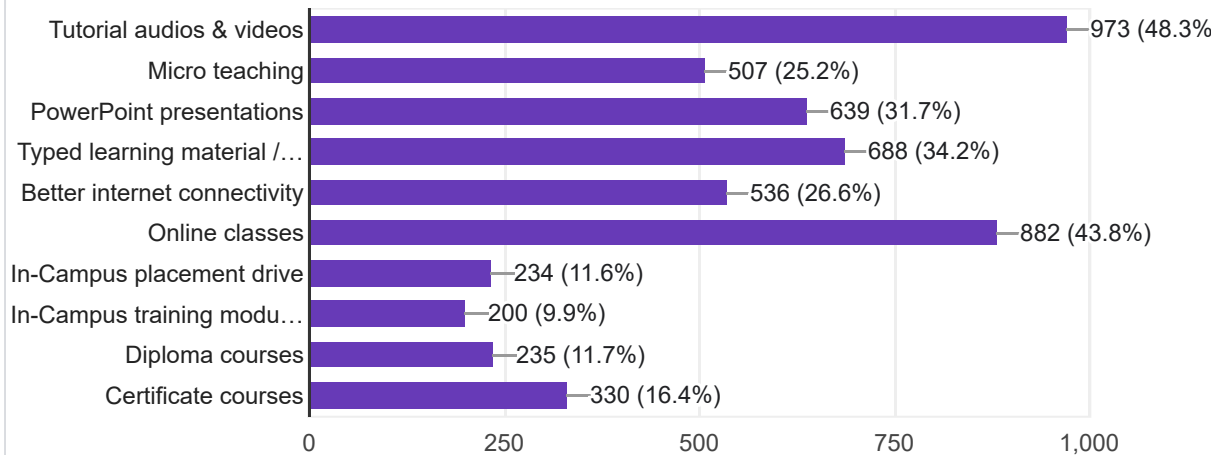
2,013 responses



21. Give three observation / suggestions to improve the overall teaching – learning experience in your institution.



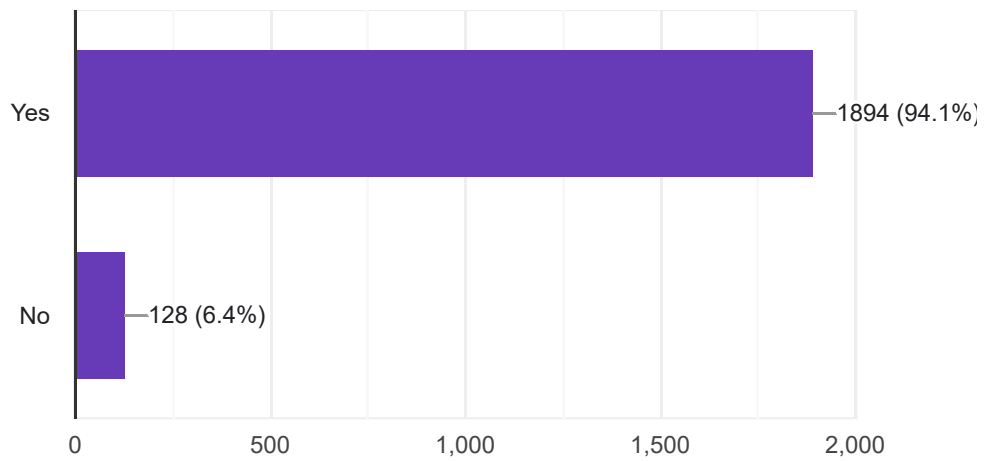
2,013 responses



A) Please confirm this is the first and only time you answer this survey.



2,013 responses





**B) Age:**

2,013 responses

20

19

18

21

22

23

17

24

19 year

25

21year

19year

20

19

20year

18year

20 year

20 year

18 years

18 year

18



19 year

17 year

18 years

21 year

18years

20 years

27

21year

26

20 year old

18+

21 year

22year

8 5 1997

23year

21 Age

20years

19 years

23

19 year old

18 year old

17 yrs

20 years



It our

18 year

19 years

18 varsh

19yaer

17 year

Ha

21years

24 Year

18

Ettin18

Nineteen year old

Eighteen (18) year

laxmi Singh painkra age 19

17year

21

20 year

23 year

332000

18+

20years

Age- 18

aij \_ 18 year old



21 years old.

Shweta sahu

20 year old

20.9

19Year

Yas

16

Online padai

22 year's

19 /11/2000

20years old

22+

17 years

18 Age

20 Age

17 years old

17 year old

Yes

My age 18

20

Nandini

35

Hmara college bhut acha h



19years old

20 varsh

Online class

28

18 Years

20 sal

19years

B.a. second year

20year

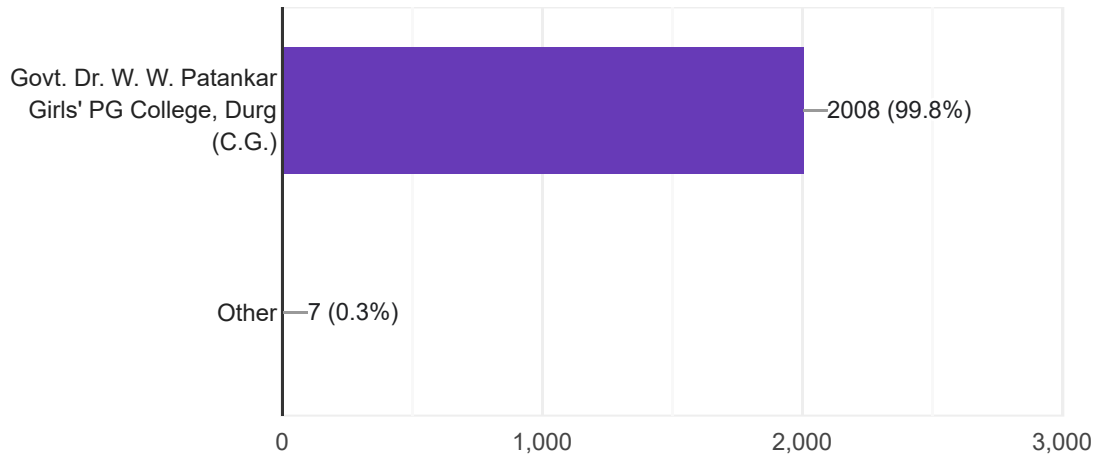
22 year old

50 more responses are hidden

### C) College Name:



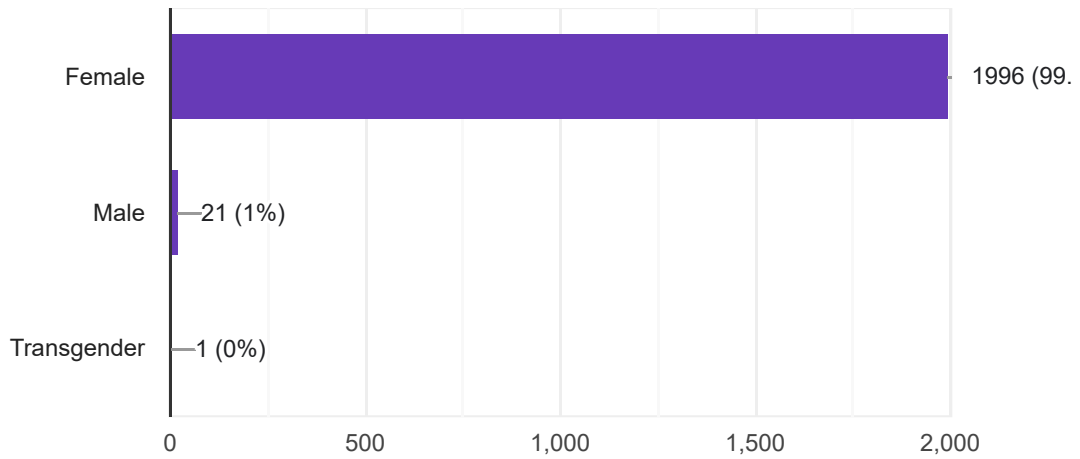
2,013 responses



### D) Gender:

 Copy

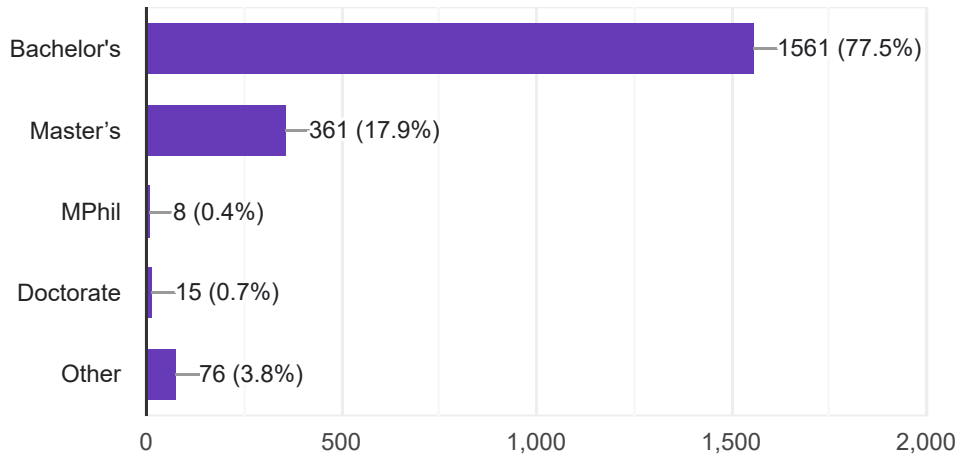
2,013 responses



### E) What degree program are you pursuing now?

 Copy

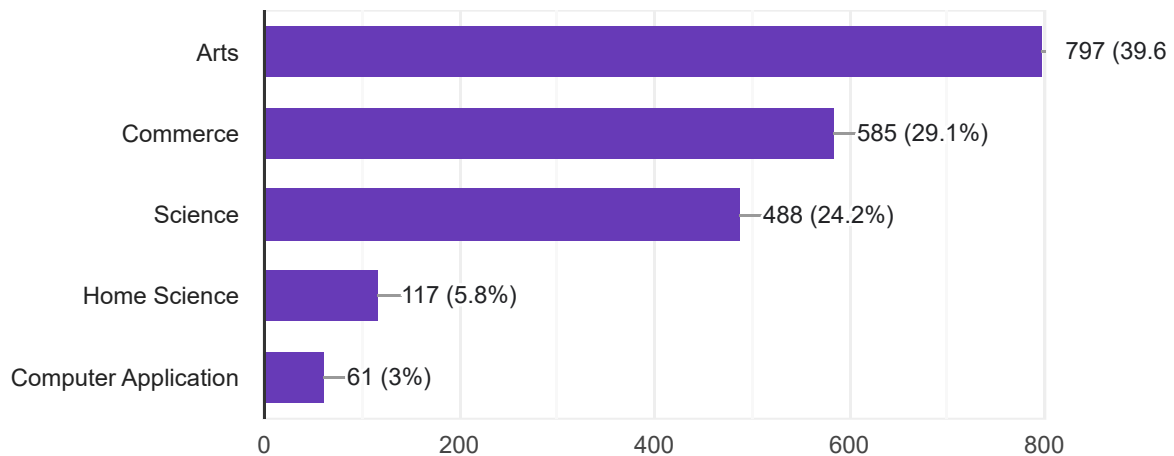
2,013 responses



### F) What subject area are you currently pursuing?

 Copy

2,013 responses



This content is neither created nor endorsed by Google. [Report Abuse](#) - [Terms of Service](#) - [Privacy Policy](#)



# Google Forms



